

# Contrôle S3

## Architecture des ordinateurs

Durée : 1 h 30

Répondre exclusivement sur le document réponse.

**Exercice 1 (5 points)**

Remplir le tableau présent sur le [document réponse](#). Donnez le nouveau contenu des registres (sauf le PC) et/ou de la mémoire modifiés par les instructions. **Vous utiliserez la représentation hexadécimale. La mémoire et les registres sont réinitialisés à chaque nouvelle instruction.**

Valeurs initiales :    D0 = \$FFFF0011    A0 = \$00005000    PC = \$00006000  
                           D1 = \$10000002    A1 = \$00005008  
                           D2 = \$FFFFFFFF    A2 = \$00005010

\$005000	54	AF	18	B9	E7	21	48	C0
\$005008	C9	10	11	C8	D4	36	1F	88
\$005010	13	79	01	80	42	1A	2D	49

**Exercice 2 (4 points)**

Remplissez le tableau présent sur le [document réponse](#). Donnez le résultat des additions ainsi que le contenu des bits N, Z, V et C du registre d'état.

**Exercice 3 (2 points)**

Soit les programmes ci-dessous. Complétez le tableau présent sur le [document réponse](#).

```

move.l  #$76543210,d1
swap   d1
rol.l  #4,d1
ror.w  #4,d1
ror.b  #4,d1

```

```

move.l  #$76543210,d2
ror.b   #4,d2
ror.w   #8,d2
ror.l   #8,d2
rol.w   #4,d2

```

**Exercice 4 (3 points)**

Répondez aux questions sur le [document réponse](#).

**Exercice 5 (6 points)**

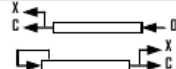
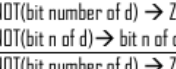



Soit le programme ci-dessous. Complétez le tableau présent sur le [document réponse](#).

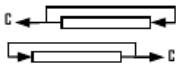
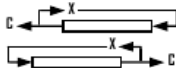
```
Main      move.l  #$88442200,d7
next1     moveq.l #1,d1
          tst.b   d7
          bmi   next2
          moveq.l #2,d1
next2     moveq.l #1,d2
          tst.l   d7
          bpl   next3
          moveq.l #2,d2
next3     clr.l   d3
          move.l  #$87654321,d0
loop3     addq.l  #1,d3
          subq.b  #1,d0
          bne   loop3
next4     clr.l   d4
          move.w  #$ff,d0
loop4     addq.l  #1,d4
          dbra   d0,loop4      ; DBRA = DBF
next5     moveq.l #1,d5
          cmpi.b  #$42,d7
          bgt   next6
          moveq.l #2,d5
next6     moveq.l #1,d6
          cmpi.b  #$84,d7
          blt   quit
          moveq.l #2,d6
quit      illegal
```

**EASy68K Quick Reference v1.8**

<http://www.wowgwp.com/EASy68K.htm>

Copyright © 2004-2007 By: Chuck Kelly

Opcode	Size	Operand	CCR	Effective Address s=source, d=destination, e=either, i=displacement											Operation	Description		
				Dn	An	(An)	(An)+	-(An)	(iAn)	(iAn,Rn)	abs.W	abs.L	(i,PC)	(i,PC,Rn)			#n	
ABCD	B	Dy,Dx -(Ay),-(Ax)	*U*U*	e	-	-	-	-	-	-	-	-	-	-	-	-	$Dy_{10} + Dx_{10} + X \rightarrow Dx_{10}$ $-(Ay)_{10} + -(Ax)_{10} + X \rightarrow -(Ax)_{10}$	Add BCD source and eXtend bit to destination, BCD result
ADD <sup>4</sup>	BWL	s,Dn Dn,d	*****	e	s	s	s	s	s	s	s	s	s	s	s <sup>4</sup>	$s + Dn \rightarrow Dn$ $Dn + d \rightarrow d$	Add binary (ADDI or ADDQ is used when source is #n. Prevent ADDQ with #n.L)	
ADDA <sup>4</sup>	WL	s,An	-----	s	e	s	s	s	s	s	s	s	s	s	s	$s + An \rightarrow An$	Add address (.W sign-extended to .L)	
ADDI <sup>4</sup>	BWL	#n,d	*****	d	-	d	d	d	d	d	d	d	-	-	s	$\#n + d \rightarrow d$	Add immediate to destination	
ADDQ <sup>4</sup>	BWL	#n,d	*****	d	d	d	d	d	d	d	d	-	-	s	$\#n + d \rightarrow d$	Add quick immediate (#n range: 1 to 8)		
ADDX	BWL	Dy,Dx -(Ay),-(Ax)	*****	e	-	-	-	-	-	-	-	-	-	-	-	$Dy + Dx + X \rightarrow Dx$ $-(Ay) + -(Ax) + X \rightarrow -(Ax)$	Add source and eXtend bit to destination	
AND <sup>4</sup>	BWL	s,Dn Dn,d	-**00	e	-	s	s	s	s	s	s	s	s	s	s <sup>4</sup>	$s \text{ AND } Dn \rightarrow Dn$ $Dn \text{ AND } d \rightarrow d$	Logical AND source to destination (ANDI is used when source is #n)	
ANDI <sup>4</sup>	BWL	#n,d	-**00	d	-	d	d	d	d	d	d	-	-	s	$\#n \text{ AND } d \rightarrow d$	Logical AND immediate to destination		
ANDI <sup>4</sup>	B	#n,CCR	=====	-	-	-	-	-	-	-	-	-	-	s	$\#n \text{ AND } CCR \rightarrow CCR$	Logical AND immediate to CCR		
ANDI <sup>4</sup>	W	#n,SR	=====	-	-	-	-	-	-	-	-	-	-	s	$\#n \text{ AND } SR \rightarrow SR$	Logical AND immediate to SR (Privileged)		
ASL	BWL	Dx,Dy	*****	e	-	-	-	-	-	-	-	-	-	-	-		Arithmetic shift Dy by Dx bits left/right	
ASR	W	#n,Dy		d	-	-	-	-	-	-	-	-	-	s		Arithmetic shift Dy #n bits L/R (#n: 1 to 8)		
	W	d		-	-	d	d	d	d	d	d	-	-	-	-		Arithmetic shift d 1 bit left/right (.W only)	
Bcc	BW <sup>4</sup>	address <sup>2</sup>	-----	-	-	-	-	-	-	-	-	-	-	-	-	if cc true then address $\rightarrow$ PC	Branch conditionally (cc table on back) (8 or 16-bit $\pm$ offset to address)	
BCHG	B L	Dn,d #n,d	---*---	e	d	d	d	d	d	d	d	-	-	-	-	$NOT(\text{bit number of } d) \rightarrow Z$ $NOT(\text{bit } n \text{ of } d) \rightarrow \text{bit } n \text{ of } d$	Set Z with state of specified bit in d then invert the bit in d	
BCLR	B L	Dn,d #n,d	---*---	e	d	d	d	d	d	d	d	-	-	-	-	$NOT(\text{bit number of } d) \rightarrow Z$ $0 \rightarrow \text{bit number of } d$	Set Z with state of specified bit in d then clear the bit in d	
BRA	BW <sup>4</sup>	address <sup>2</sup>	-----	-	-	-	-	-	-	-	-	-	-	-	-	address $\rightarrow$ PC	Branch always (8 or 16-bit $\pm$ offset to addr)	
BSET	B L	Dn,d #n,d	---*---	e	d	d	d	d	d	d	d	-	-	-	-	$NOT(\text{bit } n \text{ of } d) \rightarrow Z$ $1 \rightarrow \text{bit } n \text{ of } d$	Set Z with state of specified bit in d then set the bit in d	
BSR	BW <sup>4</sup>	address <sup>2</sup>	-----	-	-	-	-	-	-	-	-	-	-	-	-	PC $\rightarrow$ -(SP); address $\rightarrow$ PC	Branch to subroutine (8 or 16-bit $\pm$ offset)	
BTST	B L	Dn,d #n,d	---*---	e	d	d	d	d	d	d	d	d	d	d	s	$NOT(\text{bit } Dn \text{ of } d) \rightarrow Z$ $NOT(\text{bit } \#n \text{ of } d) \rightarrow Z$	Set Z with state of specified bit in d Leave the bit in d unchanged	
CHK	W	s,Dn	-*UUU	e	-	s	s	s	s	s	s	s	s	s	s	if $Dn < 0$ or $Dn > s$ then TRAP	Compare Dn with 0 and upper bound [s]	
CLR	BWL	d	-0100	d	-	d	d	d	d	d	d	-	-	-	-	$0 \rightarrow d$	Clear destination to zero	
CMP <sup>4</sup>	BWL	s,Dn	-*****	e	s <sup>4</sup>	s	s	s	s	s	s	s	s	s	s <sup>4</sup>	set CCR with $Dn - s$	Compare Dn to source	
CMPA <sup>4</sup>	WL	s,An	-*****	s	e	s	s	s	s	s	s	s	s	s	s	set CCR with $An - s$	Compare An to source	
CMPI <sup>4</sup>	BWL	#n,d	-*****	d	-	d	d	d	d	d	d	-	-	s	set CCR with $d - \#n$	Compare destination to #n		
CMPM <sup>4</sup>	BWL	(Ay)-(Ax)+	-*****	-	-	-	e	-	-	-	-	-	-	-	-	set CCR with $(Ax) - (Ay)$	Compare (Ax) to (Ay); Increment Ax and Ay	
DBcc	W	Dn,address <sup>2</sup>	-----	-	-	-	-	-	-	-	-	-	-	-	-	if cc false then { $Dn-1 \rightarrow Dn$ if $Dn < -1$ then addr $\rightarrow$ PC }	Test condition, decrement and branch (16-bit $\pm$ offset to address)	
DIVS	W	s,Dn	-***0	e	-	s	s	s	s	s	s	s	s	s	s	$\pm 32\text{bit } Dn / \pm 16\text{bit } s \rightarrow \pm Dn$	$Dn = [16\text{-bit remainder}, 16\text{-bit quotient}]$	
DIVU	W	s,Dn	-***0	e	-	s	s	s	s	s	s	s	s	s	s	$32\text{bit } Dn / 16\text{bit } s \rightarrow Dn$	$Dn = [16\text{-bit remainder}, 16\text{-bit quotient}]$	
EOR <sup>4</sup>	BWL	Dn,d	-**00	e	-	d	d	d	d	d	d	-	-	s <sup>4</sup>	$Dn \text{ XOR } d \rightarrow d$	Logical exclusive OR Dn to destination		
EORI <sup>4</sup>	BWL	#n,d	-**00	d	-	d	d	d	d	d	d	-	-	s	$\#n \text{ XOR } d \rightarrow d$	Logical exclusive OR #n to destination		
EORI <sup>4</sup>	B	#n,CCR	=====	-	-	-	-	-	-	-	-	-	-	s	$\#n \text{ XOR } CCR \rightarrow CCR$	Logical exclusive OR #n to CCR		
EORI <sup>4</sup>	W	#n,SR	=====	-	-	-	-	-	-	-	-	-	-	s	$\#n \text{ XOR } SR \rightarrow SR$	Logical exclusive OR #n to SR (Privileged)		
EXG	WL	Rx,Ry	-----	e	e	-	-	-	-	-	-	-	-	-	-	register $\leftrightarrow$ register	Exchange registers (32-bit only)	
EXT	WL	Dn	-**00	d	-	-	-	-	-	-	-	-	-	-	-	$Dn.B \rightarrow Dn.W$   $Dn.W \rightarrow Dn.L$	Sign extend (change .B to .W or .W to .L)	
ILLEGAL			-----	-	-	-	-	-	-	-	-	-	-	-	-	PC $\rightarrow$ -(SSP); SR $\rightarrow$ -(SSP)	Generate Illegal Instruction exception	
JMP		d	-----	-	-	d	-	-	d	d	d	d	d	-	-	$\uparrow d \rightarrow PC$	Jump to effective address of destination	
JSR		d	-----	-	-	d	-	-	d	d	d	d	d	-	-	PC $\rightarrow$ -(SP); $\uparrow d \rightarrow PC$	push PC, jump to subroutine at address d	
LEA	L	s,An	-----	-	e	s	-	-	s	s	s	s	s	-	-	$\uparrow s \rightarrow An$	Load effective address of s to An	
LINK		An,#n	-----	-	-	-	-	-	-	-	-	-	-	-	-	$An \rightarrow$ -(SP); $SP \rightarrow An$ ; $SP + \#n \rightarrow SP$	Create local workspace on stack (negative n to allocate space)	
LSL	BWL	Dx,Dy	***0*	e	-	-	-	-	-	-	-	-	-	-	-		Logical shift Dy, Dx bits left/right	
LSR	W	#n,Dy		d	-	-	-	-	-	-	-	-	-	s		Logical shift Dy, #n bits L/R (#n: 1 to 8)		
	W	d		-	-	d	d	d	d	d	d	-	-	-	-		Logical shift d 1 bit left/right (.W only)	
MOVE <sup>4</sup>	BWL	s,d	-**00	e	s <sup>4</sup>	e	e	e	e	e	e	s	s	s <sup>4</sup>	$s \rightarrow d$	Move data from source to destination		
MOVE	W	s,CCR	=====	s	-	s	s	s	s	s	s	s	s	s	s	$s \rightarrow CCR$	Move source to Condition Code Register	
MOVE	W	s,SR	=====	s	-	s	s	s	s	s	s	s	s	s	s	$s \rightarrow SR$	Move source to Status Register (Privileged)	
MOVE	W	SR,d	-----	d	-	d	d	d	d	d	d	-	-	s	$SR \rightarrow d$	Move Status Register to destination		
MOVE	L	USP,An	-----	-	d	-	-	-	-	-	-	-	-	-	-	$USP \rightarrow An$	Move User Stack Pointer to An (Privileged)	
	L	An,USP	-----	-	s	-	-	-	-	-	-	-	-	-	-	$An \rightarrow USP$	Move An to User Stack Pointer (Privileged)	
	BWL	s,d	XNZVC	Dn	An	(An)	(An)+	-(An)	(iAn)	(iAn,Rn)	abs.W	abs.L	(i,PC)	(i,PC,Rn)	#n			

Opcode	Size	Operand	CCR	Effective Address s=source, d=destination, e=either, i=displacement											Operation	Description		
	BWL	s,d	XNZVC	Dn	An	(An)	(An)+	-(An)	(i,An)	(i,An,Rn)	abs.W	abs.L	(i,PC)	(i,PC,Rn)	#n			
MOVEA <sup>4</sup>	WL	s,An	-----	s	e	s	s	s	s	s	s	s	s	s	s	s	s → An	Move source to An (MOVE s,An use MOVEA)
MOVEM <sup>3</sup>	WL	Rn-Rn,d s,Rn-Rn	-----	-	-	d	-	d	d	d	d	d	-	-	-	-	Registers → d s → Registers	Move specified registers to/from memory (W source is sign-extended to .L for Rn)
MOVEP	WL	Dn,(i,An) (i,An),Dn	-----	s	-	-	-	-	d	-	-	-	-	-	-	-	Dn → (i,An)...(i+2,An)...(i+4,A. (i,An) → Dn...(i+2,An)...(i+4,A.	Move Dn to/from alternate memory bytes (Access only even or odd addresses)
MOVEQ <sup>4</sup>	L	#n,Dn	-***00	d	-	-	-	-	-	-	-	-	-	-	-	-	#n → Dn	Move sign extended 8-bit #n to Dn
MULS	W	s,Dn	-***00	e	-	s	s	s	s	s	s	s	s	s	s	s	±16bit s * ±16bit Dn → ±Dn	Multiply signed 16-bit; result: signed 32-bit
MULU	W	s,Dn	-***00	e	-	s	s	s	s	s	s	s	s	s	s	s	16bit s * 16bit Dn → Dn	Multiply unsg'd 16-bit; result: unsg'd 32-bit
NBCD	B	d	*U*U*	d	-	d	d	d	d	d	d	d	-	-	-	-	0 - d <sub>10</sub> - X → d	Negate BCD with eXtend, BCD result
NEG	BWL	d	*****	d	-	d	d	d	d	d	d	d	-	-	-	-	0 - d → d	Negate destination (2's complement)
NEGX	BWL	d	*****	d	-	d	d	d	d	d	d	d	-	-	-	-	0 - d - X → d	Negate destination with eXtend
NOP			-----	-	-	-	-	-	-	-	-	-	-	-	-	-	None	No operation occurs
NOT	BWL	d	-***00	-	-	d	d	d	d	d	d	d	-	-	-	-	NOT( d ) → d	Logical NOT destination (1's complement)
OR <sup>4</sup>	BWL	s,Dn Dn,d	-***00	e	-	s	s	s	s	s	s	s	s	s	s	s <sup>4</sup>	s OR Dn → Dn Dn OR d → d	Logical OR (ORI is used when source is #n)
ORI <sup>4</sup>	BWL	#n,d	-***00	d	-	d	d	d	d	d	d	d	-	-	-	s	#n OR d → d	Logical OR #n to destination
ORI <sup>4</sup>	B	#n,CCR	=====	-	-	-	-	-	-	-	-	-	-	-	-	s	#n OR CCR → CCR	Logical OR #n to CCR
ORI <sup>4</sup>	W	#n,SR	=====	-	-	-	-	-	-	-	-	-	-	-	-	s	#n OR SR → SR	Logical OR #n to SR (Privileged)
PEA	L	s	-----	-	-	s	-	-	s	s	s	s	s	s	s	-	↑s → -(SP)	Push effective address of s onto stack
RESET			-----	-	-	-	-	-	-	-	-	-	-	-	-	-	Assert RESET Line	Issue a hardware RESET (Privileged)
ROL	BWL	Dx,Dy #n,Dy	-***0*	e	-	-	-	-	-	-	-	-	-	-	-	-		Rotate Dy, Dx bits left/right (without X) Rotate Dy, #n bits left/right (#n: 1 to 8) Rotate d 1-bit left/right (.W only)
ROR	W	d		-	-	d	d	d	d	d	d	d	-	-	-	-		
ROXL	BWL	Dx,Dy #n,Dy	***0*	e	-	-	-	-	-	-	-	-	-	-	-	-		Rotate Dy, Dx bits L/R, X used then updated Rotate Dy, #n bits left/right (#n: 1 to 8) Rotate destination 1-bit left/right (.W only)
ROXR	W	d		-	-	d	d	d	d	d	d	d	-	-	-	-		
RTE			=====	-	-	-	-	-	-	-	-	-	-	-	-	-	(SP)+ → SR; (SP)+ → PC	Return from exception (Privileged)
RTR			=====	-	-	-	-	-	-	-	-	-	-	-	-	-	(SP)+ → CCR; (SP)+ → PC	Return from subroutine and restore CCR
RTS			-----	-	-	-	-	-	-	-	-	-	-	-	-	-	(SP)+ → PC	Return from subroutine
SBCD	B	Dy,Dx -(Ay),-(Ax)	*U*U*	e	-	-	-	-	-	-	-	-	-	-	-	-	Dx <sub>10</sub> - Dy <sub>10</sub> - X → Dx <sub>10</sub> -(Ax) <sub>10</sub> - (Ay) <sub>10</sub> - X → -(Ax) <sub>10</sub>	Subtract BCD source and eXtend bit from destination, BCD result
Scc	B	d	-----	d	-	d	d	d	d	d	d	d	-	-	-	-	If cc is true then 1's → d else 0's → d	If cc true then d.B = 11111111 else d.B = 00000000
STOP		#n	=====	-	-	-	-	-	-	-	-	-	-	-	-	s	#n → SR; STOP	Move #n to SR, stop processor (Privileged)
SUB <sup>4</sup>	BWL	s,Dn Dn,d	*****	e	s	s	s	s	s	s	s	s	s	s	s	s <sup>4</sup>	Dn - s → Dn d - Dn → d	Subtract binary (SUBI or SUBQ used when source is #n. Prevent SUBQ with #n.L)
SUBA <sup>4</sup>	WL	s,An	-----	s	e	s	s	s	s	s	s	s	s	s	s	s	An - s → An	Subtract address (.W sign-extended to .L)
SUBI <sup>4</sup>	BWL	#n,d	*****	d	-	d	d	d	d	d	d	d	-	-	-	s	d - #n → d	Subtract immediate from destination
SUBQ <sup>4</sup>	BWL	#n,d	*****	d	d	d	d	d	d	d	d	d	-	-	-	s	d - #n → d	Subtract quick immediate (#n range: 1 to 8)
SUBX	BWL	Dy,Dx -(Ay),-(Ax)	*****	e	-	-	-	-	-	-	-	-	-	-	-	-	Dx - Dy - X → Dx -(Ax) - (Ay) - X → -(Ax)	Subtract source and eXtend bit from destination
SWAP	W	Dn	-***00	d	-	-	-	-	-	-	-	-	-	-	-	-	bits[31:16] ↔ bits[15:0]	Exchange the 16-bit halves of Dn
TAS	B	d	-***00	d	-	d	d	d	d	d	d	d	-	-	-	-	test d → CCR; 1 → bit7 of d	N and Z set to reflect d, bit7 of d set to 1
TRAP		#n	-----	-	-	-	-	-	-	-	-	-	-	-	-	s	PC → -(SSP); SR → -(SSP); (vector table entry) → PC	Push PC and SR, PC set by vector table #n (#n range: 0 to 15)
TRAPV			-----	-	-	-	-	-	-	-	-	-	-	-	-	-	If V then TRAP #7	If overflow, execute an Overflow TRAP
TST	BWL	d	-***00	d	-	d	d	d	d	d	d	d	-	-	-	-	test d → CCR	N and Z set to reflect destination
UNLK		An	-----	-	d	-	-	-	-	-	-	-	-	-	-	-	An → SP; (SP)+ → An	Remove local workspace from stack
	BWL	s,d	XNZVC	Dn	An	(An)	(An)+	-(An)	(i,An)	(i,An,Rn)	abs.W	abs.L	(i,PC)	(i,PC,Rn)	#n			

Condition Tests (+ OR, ! NOT, ⊕ XOR; ° Unsigned, ° Alternate cc)					
cc	Condition	Test	cc	Condition	Test
T	true	I	VC	overflow clear	IV
F	false	O	VS	overflow set	V
HI <sup>o</sup>	higher than	I(C + Z)	PL	plus	IN
LS <sup>o</sup>	lower or same	C + Z	MI	minus	N
HS <sup>o</sup> , CC <sup>o</sup>	higher or same	IC	GE	greater or equal	!(N ⊕ V)
LO <sup>o</sup> , CS <sup>o</sup>	lower than	C	LT	less than	(N ⊕ V)
NE	not equal	IZ	GT	greater than	!((N ⊕ V) + Z)
EQ	equal	Z	LE	less or equal	(N ⊕ V) + Z

**An** Address register (16/32-bit, n=0-7)  
**Dn** Data register (8/16/32-bit, n=0-7)  
**Rn** any data or address register  
**s** Source, **d** Destination  
**e** Either source or destination  
**#n** Immediate data, **i** Displacement  
**BCD** Binary Coded Decimal  
**↑** Effective address  
<sup>1</sup> Long only; all others are byte only  
<sup>2</sup> Assembler calculates offset  
<sup>3</sup> Branch sizes: **.B** or **.S** -128 to +127 bytes, **.W** or **.L** -32768 to +32767 bytes  
<sup>4</sup> Assembler automatically uses A, I, Q or M form if possible. Use #n.L to prevent Quick optimization

**SSP** Supervisor Stack Pointer (32-bit)  
**USP** User Stack Pointer (32-bit)  
**SP** Active Stack Pointer (same as A7)  
**PC** Program Counter (24-bit)  
**SR** Status Register (16-bit)  
**CCR** Condition Code Register (lower 8-bits of SR)  
**N** negative, **Z** zero, **V** overflow, **C** carry, **X** extend  
 \* set according to operation's result, ⊕ set directly  
 - not affected, **O** cleared, **I** set, **U** undefined

Revised by Peter Csaszar, Lawrence Tech University – 2004-2006

Distributed under the GNU general public use license.

Nom : ..... Prénom : ..... Classe : .....

**DOCUMENT RÉPONSE À RENDRE**

**Exercice 1**

Instruction	Mémoire	Registre
Exemple	\$005000 54 AF <span style="border: 1px solid black; padding: 2px;">00 40</span> E7 21 48 C0	A0 = \$00005004 A1 = \$0000500C
Exemple	\$005008 C9 10 11 C8 D4 36 <span style="border: 1px solid black; padding: 2px;">FF</span> 88	Aucun changement
MOVE.L #\$5010, -(A2)		
MOVE.L \$5010, -4(A2)		
MOVE.W \$5010, -(A2)		
MOVE.B 7(A1), 16(A2, D2.L)		
MOVE.L -6(A1), -1(A0, D0.W)		

**Exercice 2**

Opération	Taille (bits)	Résultat (hexadécimal)	N	Z	V	C
\$FF + \$FF	8					
\$FF + \$FF	16					
\$FFFF + \$FFFF	16					
\$87654321 + \$80000000	32					

**Exercice 3**

Valeurs des registres après exécution du programme. <b>Utilisez la représentation hexadécimale sur 32 bits.</b>	
<b>D1 = \$</b>	<b>D2 = \$</b>

**Exercice 4**

Question	Réponse (Oui / Non)
L'instruction RTS utilise-t-elle toujours la pile ?	
L'instruction BRA utilise-t-elle toujours la pile ?	
L'instruction BSR utilise-t-elle toujours la pile ?	
L'instruction JSR utilise-t-elle toujours la pile ?	
L'instruction JMP utilise-t-elle toujours la pile ?	
L'instruction MOVEM utilise-t-elle toujours la pile ?	

**Exercice 5**

Valeurs des registres après exécution du programme. <b>Utilisez la représentation hexadécimale sur 32 bits.</b>		
<b>D1 = \$</b>	<b>D3 = \$</b>	<b>D5 = \$</b>
<b>D2 = \$</b>	<b>D4 = \$</b>	<b>D6 = \$</b>